


DEEP OSCILLATION®

LINE OF PRODUCTS

Evident

THERAPY PROGRAMME

Aesthetics



TECHNOLOGY FOR THERAPY

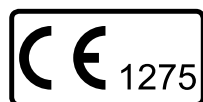
PHYSIOMED ELEKTROMEDIZIN AG is a leading producer of high-quality equipment for traditional and innovative physical therapy. The PHYSIOMED name stands for outstanding product quality, cutting-edge technological solutions, and an outstanding price-performance ratio.

The German company focuses on offering equipment for treatment in the fields of rehabilitation, sports, aesthetic medicine and veterinary medicine. Its products range from equipment for electrotherapy, ultrasound therapy, vacuum application therapy, laser therapy, microwave therapy and shortwave therapy to cryotherapy and a range of completely new, clinically tested treatments such as DEEP OSCILLATION®, MAGCELL®, PSORIAMED® and vocaSTIM®.

PHYSIOMED ELEKTROMEDIZIN AG presently exports its products to more than 70 countries worldwide. At the same time, the company, which is engaged in international research, maintains numerous cooperative efforts with universities and the continuous exchange of information with renowned scientists and leading physicians. Our products' outstanding performance and suitability for daily use are based on over 35 years of experience and continuous communication with working therapists.

We make every effort to keep our products safe for the patient and the therapist, and to do this we make sure our safety functions go way beyond the official legal requirements.

ISO 13485
ISO 9001



MADE IN GERMANY



PHYSIOMED equipment corresponds to the latest safety standards and regulations of the Medical Device Ordinance, is manufactured in accordance with the current quality assurance standards, is type-examination tested, and bears the CE Marking in accordance with Directive 93/42/EEC.



Official partner of the
German Ice Hockey Federation
and German National
Ice Hockey Team



Partner of the German
Handball Association





Therapy with DEEP OSCILLATION®

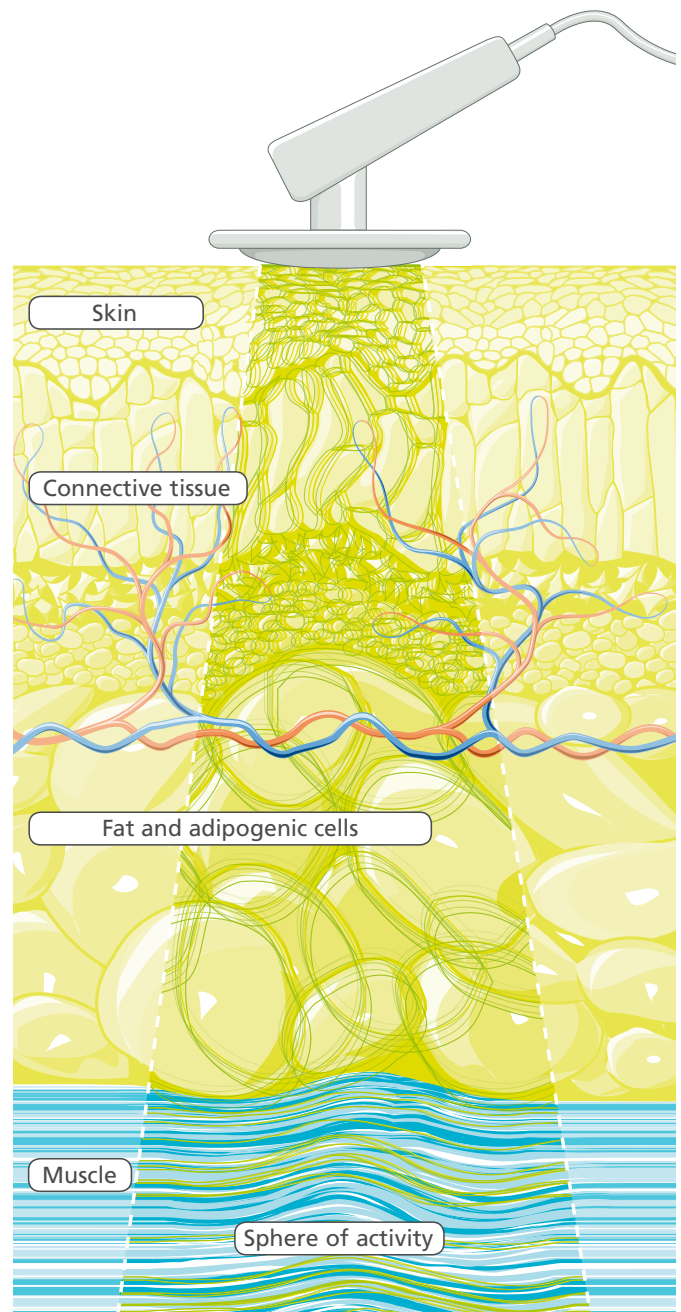
Safe, pleasant, and highly efficient aesthetic procedures with anti-aging effects and for cellulite.
Faster recovery after plastic surgery, laser re-surfacing and other invasive methods of aesthetic medicine.

DEEP OSCILLATION® is a unique, patented treatment method. Its special structure allows you to create biologically effective oscillations in the treated tissue using electrostatic attraction and friction. In contrast to other therapies, these pleasant oscillations have a gentle and deep-acting effect on all tissue components (skin, connective tissue, subcutaneous fat, muscles, blood and lymph vessels).

The following physiological effects of DEEP OSCILLATION® are clinically proven:

- Highly effective in reducing pain
- Anti-inflammatory
- Effective in reabsorbing oedema
- Promotes wound healing
- Anti-fibrotic
- Improves the trophicity
- Rubor reduction
- Detoxification
- Improves the quality of the tissue

For the treatment, the patient holds a titanium neutral element loosely between the fingers. The pleasant therapy effect of DEEP OSCILLATION® is created beneath the hand applicator, which is moved in a circular motion above the tissue.





Fields of application of DEEP OSCILLATION® in aesthetic medicine

Thanks to its non-invasive, non-traumatic and highly effective approach, DEEP OSCILLATION® is especially well suited to treat the following indications:

ANTI-AGING TREATMENT FOR FACE-NECK-DECOLLETE

Muscle stimulation/relaxation through deep vibration induced by DEEP OSCILLATION® trains the facial muscles and keeps them in tone. Stimulation of collagen production and cell regeneration gives a fresh and young look to the skin. Anti-oedema and anti-fibrosis action provides smooth, elastic, and wrinkle-free appearance.



POST PLASTIC SURGERY AND LASER RE-SURFACING REHABILITATION

With DEEP OSCILLATION®, swellings, redness, and oedemas can be relieved considerably faster. Because it can be used at a very early post-operative stage, the healing process is accelerated, scar quality is improved, local inflammation is inhibited, and pain stopped over a sustained period.



PRE- AND POSTOPERATIVE THERAPY

Since DEEP OSCILLATION® possesses anti-oedema, lymph drainage, anti-fibrosis and detoxifying properties, it prepares the tissue for liposuction, makes liposuction more effective and durable, and protects against adverse effects of the body sculpturing procedure.



CELLULITE

DEEP OSCILLATION® affects all pathological mechanisms of cellulite. With DEEP OSCILLATION®, microcirculation can be improved, oedema and lymphostasis diminished, inflammation suppressed, roughage dissipated, and sensitivity to oestrogen hormones inhibited.



PLEASE FIND MORE DETAILED INFORMATION ABOUT BIOLOGICAL AND CLINICAL RESULTS AS WELL AS STUDIES ON PAGE 12 AND 13.

DEEP OSCILLATION® EVIDENT AESTHETICS

DEEP OSCILLATION® EVIDENT AESTHETICS was designed for professional use in aesthetic treatment centres and clinics.



Rotatable and tiltable control-unit with built-in card reader

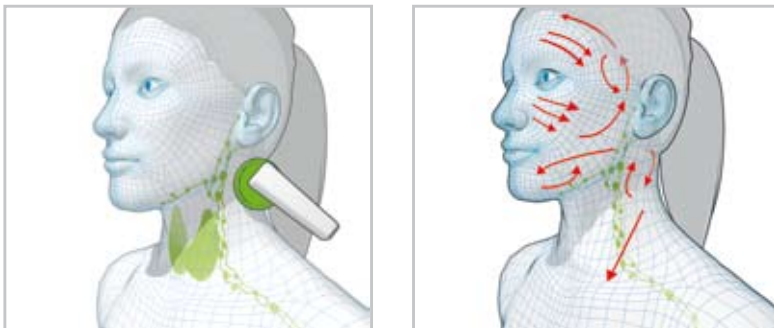
It combines an appealing design and a broad range of functions. The rotatable and tiltable control unit with a large colour display and PHYSIOMED's one-button operation enables the fast and efficient selection of parameters. The therapy unit on the special

trolley makes an appealing mobile therapy station. The trolley's functional accessories drawer allows you to store all the necessary accessories, and you can easily access them using just one hand.



VIDEO / ANIMATION

You can decide whether you would like to select the parameters quickly and directly or through one of your stored programmes. You can also select a suggestion from the extensive treatment index. Appealing, indication-related animated cartoons and videos turn the treatment into a multimedia experience for the patient and offer you practical tips for the treatment.




APPLICATORS

DEEP OSCILLATION® is applied with special hand-held applicators. Different sizes ensure localized treatment as well as over a large area. Easily interchangeable treatment membranes guarantee a hygienic application.



THERAPY CARD DEEP OSCILLATION®



Individual programmes as well as suggested treatments from the indication index can be easily stored on the DEEP OSCILLATION® therapy card and used with DEEP OSCILLATION® PERSONAL (see next page).



DEEP OSCILLATION® PERSONAL

Individual therapy parameters pre-programmed with DEEP OSCILLATION® EVIDENT can be called up with DEEP OSCILLATION® PERSONAL. This enables individualized, mobile therapy on the ward using DEEP OSCILLATION® PERSONAL. The patient can also continue treatment according to your specifications while treating themselves at home. This way you can guarantee the sustainability of your treatments until the next appointment in your clinic or treatment room.

DEEP OSCILLATION® PERSONAL was designed for professional and individual, mobile use. Battery operation and a handy size guarantee flexible use, both on the road and at home. A generous graphic display, together with the single button operation, guarantee very easy programme selection and a good overview.



DEEP OSCILLATION® PERSONAL

DEEP OSCILLATION® PERSONAL is also available individually with the AESTHETICS therapy card, which provides all relevant pre-programmed standard applications.



Therapy card AESTHETICS



BIOLOGICAL AND CLINICAL EFFECTS

ENCOURAGING WOUNDS TO HEAL

DEEP OSCILLATION® helps in speeding up and improving wound-healing processes. Through the oedema-reducing and anti-inflammatory effect, the local metabolic elimination and alimentation is improved in all tissue layers, whereby tissue regeneration and wound closure are encouraged on many levels. This is documented by the significant improvement in planimetric and biochemical parameters of the wound healing.

ANTI-INFLAMMATORY

DEEP OSCILLATION® suppresses acute and chronic inflammation by restricting pro-inflammatory cell movement to the damaged area, by reducing the inflammatory mediator release, and by inhibiting water and protein leakage from the blood and lymph vessels.

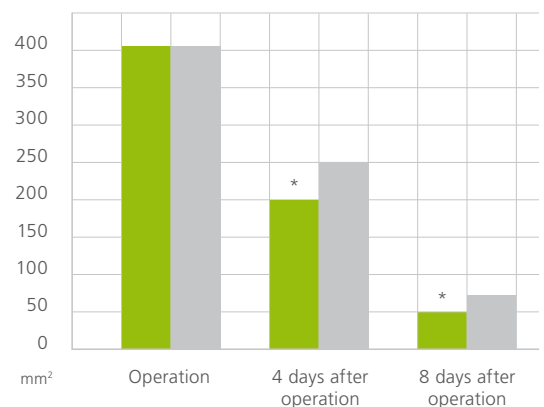
OEDEMA AND FIBROSIS REDUCTION

On the level of the interstitium, DEEP OSCILLATION® causes a »Shuffling« of the basic substance, thus promoting the removal of interstitial fluid as well as content material. Interstitial septa and fissures are kept open by the mechanical activation, which helps interstitial drainage. This significantly reduces both local oedema and aseptic inflammation. Proof was also established of a significant reduction in swellings in the area of the wound, due to the treatment. In chronic conditions the treatment helps to disperse fibrosis and to diminish hardening of the tissue.

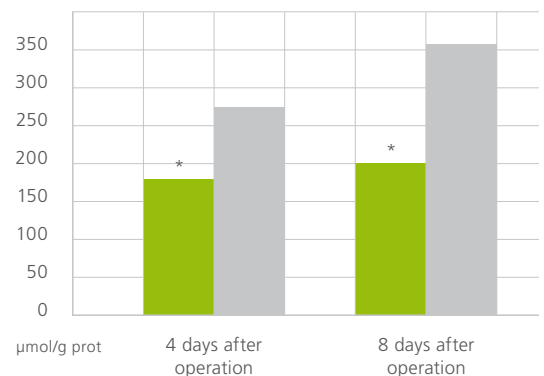
DEEP OSCILLATION®
Control

* $p < 0,05$ versus control

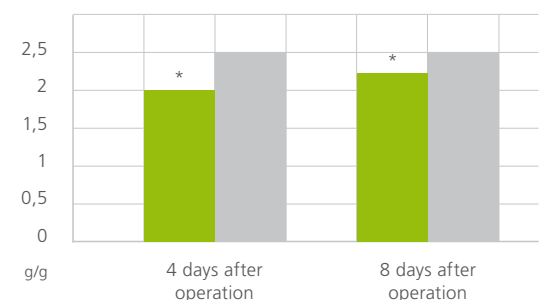
ENCOURAGING WOUNDS TO HEAL [PLANIMETRY RESULTS]



ANTI-INFLAMMATORY [MPO, EDGE OF WOUND]



OEDEMA REDUCTION [RATIO OF TISSUE WEIGHT TO DRY TISSUE WEIGHT / EDGE OF WOUND]





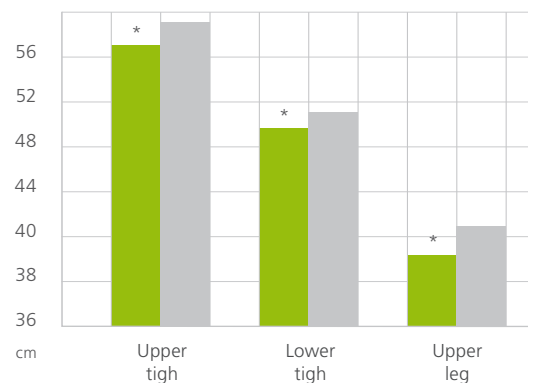
CELLULITE TREATMENT: OEDEMA REDUCTION

DEEP OSCILLATION® positively affects all cellular and molecular mechanisms of cellulite. It improves blood and lymph flow in the deep skin and subcutaneous layers, diminishes inflammation and oedema. The girth of thighs and posterior decreases.

■ DEEP OSCILLATION® after end of treatment
■ DEEP OSCILLATION® before treatment

* $p < 0,05$ compared to initial situation

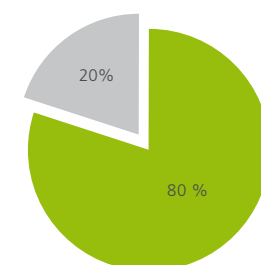
CIRCUMFERENCES
[MEASURING]



CELLULITE TREATMENT: ROUGH FIBROUS SEPTAE DISRUPTION / IMPROVEMENT OF SKIN ELASTICITY

DEEP OSCILLATION® disrupts or prevents the formation of rough fibrous septae and reduces the sensitivity of skin cells to oestrogen hormones. This provides effective treatment of cellulite in 80 % of women. Skin elasticity increases, and fibrosis is reduced.

DISRUPTION OF ROUGH FIBROUS SEPTAE



■ Significant improvement
■ No/insignificant results

SOURCES

The physiological effectiveness of DEEP OSCILLATION® has been documented in numerous experimental and clinical studies.

Aliyev R., Mikus E. W. J., Geiger G., Reinhold J. G. (2008): Hochsignifikante Therapieerfolge mit Tiefenoszillation (DEEP OSCILLATION® PERSONAL) in der orthopädischen Rehabilitation. Publication in process.

Brenke R., Siems. W. (1996): Adjuvante Therapie beim Lymphödem. Akt. Lymphol. 20, 25–29.

Gasbarro V., Bartoletti R., Tsolaki E., Sileno S., Agnati M., Coen M., Bertaccini C. (2006): Ruolo dell'oscillazione profonda (HIVAMAT® 200) nel trattamento fisico del linfedema degli arti. La medicina estetica 4 Vol. 30, 373–478.

Johanning-Csik F. (1994): Behandlung postpartaler Brustschmerzen und -spannungen mit dem Intensivierungssystem HIVAMAT®. Medical dissertation. Erlangen – Nuremberg.

Korkina L. (2005): Biological effects of low intensity electromagnetic fields and electrostatic massage in the model of quartz-induced acute lung inflammation. Publication in process.

Korkina L., Reinhold J., Rota L., Primavera G., Raskovic D. (2007): Treatment of Gynoid Lipodystrophy (Cellulite) with DEEP OSCILLATION®: A Pilot Clinical Study. 29th Annual Meeting of The Bioelectromagnetics Society, Kanazawa, Japan, 2.

Mikhalechik E., Titkova S., Anurov. M., Suprun M., Ivanova A., Trakhtman I., Reinhold J. (2005a): Effects on blood parameters of DEEP OSCILLATION®. 1st International Conference on Skin and Environment, Moscow – St. Petersburg, 59.

Mikhalechik E., Titkova S., Anurov. M., Suprun M., Ivanova A., Trakhtman I., Reinhold, J. (2005b): Wound Healing Effects of DEEP OSCILLATION®. 1st International Conference on Skin and Environment, Moscow – St. Petersburg, 71.

Reißhauer A., Schoppe B., Jahr S. (2007): Evaluation of the effect of DEEP OSCILLATION® (HIVAMAT®) on tissue changes of the breast in patients with secondary breast lymphedema. European Journal of Lymphology 51 Vol. 17, 30.

Sänger H.-F. (1995): Der Einfluß von HIVAMAT® (histologisch-variable Technik) auf die Entstehung der radiogenen Fibrose bei brusterhaltend therapierten Patientinnen mit Mammakarzinom. Medical dissertation. Erlangen – Nuremberg.

Schönfelder G., Berg. D. (1991): Nebenwirkungen nach brusterhaltender Therapie des Mammakarzinoms. Erste Ergebnisse mit HIVAMAT®. Gynäkol. Prax. 15, 109–122.

Seidl H. (2006): Das Verfahren HIVAMAT® im Rahmen der Entstauungstherapie. In: Bringezu G., Schreiner O.: Lehrbuch der Entstauungstherapie. Heidelberg: Springer Medizin Verlag, 245–250.

Wehner H., Wehner W. (2005a): Physiologische Zusatzhilfe gegen Lymphstau, Ödem und Schmerzen. HIVAMAT® 200: Aus dem Klinik- und Praxisalltag nicht mehr wegzudenken. Die Naturheilkunde 4, 43–45.

Wehner H., Wehner W. (2005b): HIVAMAT® 200 – Erfahrungen mit der apparativen Lymphdrainage und Tiefenmassage bei onkologischem Krankengut in einer Spezialklinik für integrative Medizin. Die Naturheilkunde 6, 41–44.

Technical data / Versions

DEEP OSCILLATION® EVIDENT AESTHETICS is available in two packages:

PACKAGE 1

- [1] Operating instructions
- [2] Applicator handhold
- [1] Mains cable
- [5] Membrane set Ø 1,5 cm
- [5] Membrane set Ø 5 cm
- [5] Membrane set Ø 9,5 cm
- [1] Oscillator head Ø 1,5 cm
- [2] Oscillator head Ø 5 cm
- [1] Oscillator head Ø 9,5 cm
- [1] Patient lead DEEP OSCILLATION®
- [1] Powder
- [1] Pin applicator
- [2] Connection cable DEEP OSCILLATION®
- [3] Therapy card DEEP OSCILLATION®
- [1] Titanium neutral element
- [1] Trolley EVIDENT



PACKAGE 2

Identical to Package 1, but including:

- [2] DEEP OSCILLATION® PERSONAL including standard accessories (with therapy cards DEEP OSCILLATION®)

The quality and safety of our accessories are also a top priority. For example, the contact surfaces of DEEP OSCILLATION® are made of biocompatible titanium. The high-quality treatment membranes are extremely robust and durable, but for hygienic reasons they are also extremely easy to change.

See page 10 for further information on DEEP OSCILLATION® PERSONAL. You will find a complete overview of our entire range of accessories at www.physiomed.de.

Trolley EVIDENT

The special EVIDENT trolley is extremely stable, and the smooth running castors with latches ensure good mobility. The tiltable front panel allows you to put away cables without having to unplug them and store yet easily and quickly access the additional accessories. DEEP OSCILLATION® EVIDENT AESTHETICS' four magnetic feet fit perfectly in the corresponding grooves of the trolley and guarantee that the unit will stay put.



TECHNICAL DATA

Protection class 1, Typ BF
Power connection 100–240 V
Mains frequency 50 – 60 Hz

Current consumption 0,15 A (at 230 V) or 0,3 A (at 115 V)
Power consumption 35 VA
Output voltage 400 V
Load impedance 10 MΩ

Output frequency 5 – 250 Hz
Dimensions (W x H x D) 260 x 350 x 370 mm
(monitor unfolded)
Weight 8.5 kg

ADDRESS

PHYSIOMED ELEKTROMEDIZIN AG
Hutweide 10
91220 Schnaittach/Laipersdorf
Germany

PHONE

+49(0)9126/2587-0

E-MAIL

info@physiomed.de

FAX

+49(0)9126/2587-25

WEB

www.physiomed.de

DEALER MARK / STAMP